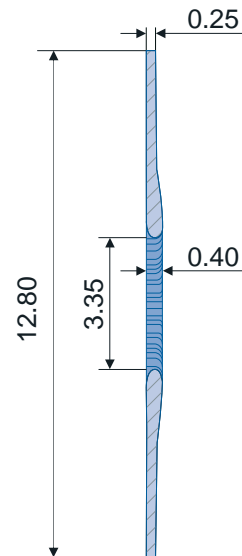




Artificial Iris

Drawing



Technical Information

Model	 Artificial Iris	 Artificial Iris - Fibre Free
Application	Treatment of Full or Partial Aniridia, Fixation by Scleral Sutures	Treatment of Full Aniridia for Sutureless Fixation in the Ciliary Sulcus
Material	Pigmented Silicone Elastomer with Polymer Fibre Meshwork	Pigmented Silicone Elastomer without Polymer Fibre Meshwork
Design	Design Based on the Photo (Print-out) of the Patient's Eye Serving as Colour Target for the Individual Production with Structure and Topography Resembling the Natural Iris.	
Availability	Delivery Time 4 to 8 Weeks after Receipt of Prescription and Approved Photography.	

Dr. Schmidt Intraocularlinsen GmbH, Germany

Westerwaldstr. 11-13
53757 Sankt Augustin

Phone: +49 (0) 2241 / 25 787-0
Fax: +49 (0) 2241 / 25 787-88

mail@dr-schmidt-iol.de
www.dr-schmidt-iol.de